

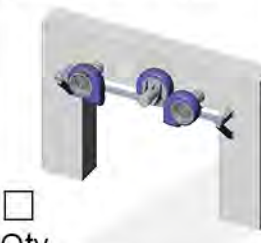
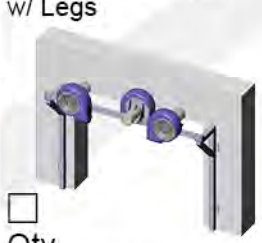



Company Name _____

RFQ or Order Project / PO# _____ Required Ship Date _____

1) What type of application would you like?* Tunnel Application Yes No






| | | | | |
|--|---|--|---|--|
| <p>Interior Wall Mount</p>  <p><input type="checkbox"/> Qty _____</p> | <p>Floor Mounted Arch ***</p>  <p><input type="checkbox"/> Qty _____</p> | <p>Exterior Wall Mount</p>  <p><input type="checkbox"/> Qty _____</p> | <p>Exterior Wall Mount w/ Legs</p>  <p><input type="checkbox"/> Qty _____</p> | <p>Other or Custom</p>  <p><input type="checkbox"/> Qty _____</p> |
|--|---|--|---|--|

*Interior Wall Mount = Bay Width _____ *Exterior Wall Mount = Door Width _____

2) How many blowers and at what HP? 5 hp 7.5 hp 10 hp 15 hp
 Qty _____ Qty _____ Qty _____ Qty _____

3) What color blower housings? Granite Gray Blue Red Black Yellow Green

4) Do you want E trunks or Airknives? Yes No

| | | | | |
|---|---|---|--|---|
| <p>E-Trunks</p>  <p><input type="checkbox"/></p> | <p>Air Knives</p>  <p><input type="checkbox"/></p> | <p>E-trunk brackets for an arch</p>  <p><input type="checkbox"/></p> | <p>E-trunk brackets for wall mounts</p>  <p><input type="checkbox"/></p> | <p>Drop down brackets for wall mounts</p>  <p><input type="checkbox"/></p> |
|---|---|---|--|---|


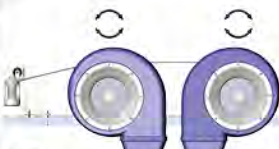



E-trunk Brackets or Drop Downs are recommended on all applications using E-trunks or Air Knives.

If no to the brackets do you want swivel back plates? Yes No






5) What type of nozzles would you like on your blower system?

| | | | | |
|---|--|--|--|--|
| <p>Standard Nozzles</p>  <p><input type="checkbox"/> Qty _____</p> | <p>Round Nozzles</p>  <p><input type="checkbox"/> Qty _____</p> | <p>Dual Nozzle</p>  <p><input type="checkbox"/> Qty _____</p> | <p>Straight Dual Nozzle</p>  <p><input type="checkbox"/> Qty _____</p> | <p>8" Nozzle Extensions</p>  <p><input type="checkbox"/> Qty _____</p> |
|---|--|--|--|--|

6) Do you want any Oscillation or Flip Nozzles? Yes No

| | | | | |
|--|---|--|---|--|
| <p>Single Osc Producer</p>  <p><input type="checkbox"/> Qty _____</p> | <p>Dual Osc Producers</p>  <p><input type="checkbox"/> Qty _____</p> | <p>Single Osc Nozzle</p>  <p><input type="checkbox"/> Qty _____</p> | <p>Double Osc Nozzle</p>  <p><input type="checkbox"/> Qty _____</p> | <p>Flip Nozzle</p>  <p><input type="checkbox"/> Qty _____</p> |
| <p>_____ Oscillating producers Electric motor driven _____</p> | | <p>_____ Oscillating nozzles Air driven _____</p> | | |

7) Do you want a fiberglass cover, LED sign or silencer cones? Yes No

| | | | | |
|--|---|---|---|---|
| <p>Front</p>  <p><input type="checkbox"/></p> | <p>Back</p>  <p><input type="checkbox"/></p> | <p>Both</p>  <p><input type="checkbox"/></p> | <p>LED Sign</p>  <p><input type="checkbox"/> Cover upgrade <input type="checkbox"/> Full arch</p> | <p>Silencer Cones</p>  <p><input type="checkbox"/> Qty _____</p> |
|--|---|---|---|---|

*Graphics sent and approved _____

8) Do you want your system to be powder coated? Yes No If yes, color? _____

9) Do you need a starter panel? Yes No If Yes, Standard or VFD

*Do you need a main disconnect in the panel? Yes No

*Do you need power distribution in the panel? Yes No

Do you need a dryer shut off? Yes No

*What is your incoming site voltage _____

*What is your incoming control voltage _____ AC DC

Any other special requirements about your starter panel?

10) Do you need a dryer timer? Yes No If yes, 110v or 24vac

Wall mount driver side Wall mount passenger side Pedestal mount

11) Do you want any Palm Dry units? Yes No QTY _____










2 motor or 3 motor, 110V or 220V

Housing Color Blue Green Red Yellow Gray Black

Hose Color Gray Blue Red Yellow

Do you need a 24v relay? Yes No

12) Do you want any LED Lit Signage? Yes No

| | | | | |
|--|---|--|--|--|
| <input type="checkbox"/> Full Arch  | <input type="checkbox"/> Overhead  | <input type="checkbox"/> Menu (1 to 6)  | <input type="checkbox"/> Traffic (1 to 4)  | <input type="checkbox"/> Instructionals (1 to 4)  |
| <input type="checkbox"/> Confirmationals (1 to 8)  | <input type="checkbox"/> Custom |  | | |

13) Do you want a Pay Station Canopy? Yes No

If yes, Single Leg or Double Leg

Powder Coating Color: Black Blue Red Yellow Green Custom _____

Anchor Kit & Template: Yes No

“Pay Here” Signage: Powder Coated Metal “Pay Here” LED Lit “Pay Here” Sign

| | |
|---|--|
|  |  |
|---|--|




Do you want lighting under the canopy: Yes No If Yes, RGB or 5k Qty _____

Note: One (1) 4' 5k LED is included with order. Lights may be upgraded to RGB.



4/4 ORDERING & RFQ GUIDELINE FORM

14) Do you want any LED lighting?**** Yes No

| | | |
|---|---|---|
| 4' Tube Qty _____ <input type="checkbox"/> 5000k <input type="checkbox"/> RGB | 6' Tube Qty _____ <input type="checkbox"/> 5000k <input type="checkbox"/> RGB | 8' Tube Qty _____ <input type="checkbox"/> 5000k <input type="checkbox"/> RGB |
|  |  |  |

RGB
Color changing
via app based
bluetooth control



5000k - White

Do you need 8ft. jumper wires? Yes No

Do you need hubs (off-site controls)? Yes No

15) Do you want any post covers? Yes No QTY _____

Color Blue Green Yellow Red
 Gray Black Bronze Granite Gray

What is the OD of the tube being covered? _____



*Orders cannot be processed into production without the following information
**Standard applications come in aluminum. Stainless is available per request.
***Standard nozzle clearance is 90" to ground
****All LED Lighting is 110-277v

Notes