



ORDERING & RFQ GUIDELINE FORM

DRYERS

Company Name _____

Project / PO# _____ Required Ship Date _____

1) What type of material would you like?

Interior Wall Mount <input type="checkbox"/> Qty ____	Floor Mounted Arch ** <input type="checkbox"/> Qty ____	Exterior Wall Mount <input type="checkbox"/> Qty ____	Exterior Wall Mount w/ Legs <input type="checkbox"/> Qty ____	Other or Custom <input type="checkbox"/> Qty ____
--	--	--	--	--

*Interior Wall Mount = Bay Width _____ *Exterior Wall Mount = Door Width _____

2) How many blowers and at what HP? ☐ 5 hp ☐ 7.5 hp ☐ 10 hp ☐ 15 hp
 Qty ____ Qty ____ Qty ____ Qty ____

3) What color blower housings? ☐ Granite Gray ☐ Blue ☐ Red ☐ Black ☐ Yellow ☐ Green
 Standard Housings Qty ____ Evolution Series Qty ____











4) Do you want E-trunks or Airknives?

E-Trunks <input type="checkbox"/>	Air Knives <input type="checkbox"/>	E-trunk brackets for an arch <input type="checkbox"/>	E-trunk brackets for a wal mount <input type="checkbox"/>	Drop down brackets <input type="checkbox"/>
Evo E-Trunks <input type="checkbox"/>	Evo Air Knives <input type="checkbox"/>	Evo Air Blanket <input type="checkbox"/>	Air Gate <input type="checkbox"/> Qty ____	


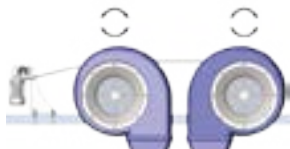








E-trunk Brackets or Drop Downs are recommended on all applications using E-trunks or Air Knives.
 If no to the brackets do you want swivel back plates?

ORDERING & RFQ GUIDELINE FORM

5) What type of nozzles would you like on your blower system?






Standard Nozzles  <input type="checkbox"/> Qty ____	Round Nozzles  <input type="checkbox"/> Qty ____	Dual Nozzle  <input type="checkbox"/> Qty ____	Straight Dual Nozzle  <input type="checkbox"/> Qty ____	8" Nozzle Extensions  <input type="checkbox"/> Qty ____
Standard Nozzles Extended  <input type="checkbox"/> Qty ____	Round Nozzle Extended  <input type="checkbox"/> Qty ____	Evo Fixed Nozzles  <input type="checkbox"/> Qty ____	Evo Dual Nozzle  <input type="checkbox"/> Qty ____	Extended Dual Nozzle  <input type="checkbox"/> Qty ____

6) Do you want any Oscillation, or Flip Nozzles

Single Osc Producer  <input type="checkbox"/> Qty ____	Dual Osc Producers  <input type="checkbox"/> Qty ____	Single Osc Nozzle  <input type="checkbox"/> Qty ____	Double Osc Nozzle  <input type="checkbox"/> Qty ____	Flip Nozzle  <input type="checkbox"/> Qty ____
Single Evo Osc Producer  <input type="checkbox"/> Qty ____	Dual Evo Osc Producers  <input type="checkbox"/> Qty ____	Single Evo Osc Nozzle  <input type="checkbox"/> Qty ____	Double Evo Osc Nozzle  <input type="checkbox"/> Qty ____	Evo Flip Nozzle  <input type="checkbox"/> Qty ____
Oscillating producers Electric motor driven		Oscillating nozzles Air driven		

ORDERING & RFQ GUIDELINE FORM

7) Do you want a fiberglass cover, LED sign, or silencer cones?

<p>Front</p>  <input type="checkbox"/>	<p>Back</p>  <input type="checkbox"/>	<p>Both</p>  <input type="checkbox"/>	<p>LED Sign</p>  <input type="checkbox"/> Cover upgrade <input type="checkbox"/> Full arch	<p>Silencer Cones</p>  <input type="checkbox"/> Qty ____
--	---	---	---	---

*Graphics sent and approved _____

8) Do you want your system to be powder coated?

If yes, color? _____

9) Do you need a starter panel?

If Yes,

*Do you need a main disconnect in the panel?

*Do you need power distribution in the panel?

*Do you need a dryer shut off?

*What is your incoming site voltage _____

*What is your incoming control voltage _____

*Any other special requirements about your starter panel?

10) Do you need a dryer timer?

If Yes,

☐ Wall mount driver side ☐ Wall mount passenger side ☐ Pedestal mount

*Orders cannot be processed into production without the following information

**Standard nozzle clearance is 90" to ground